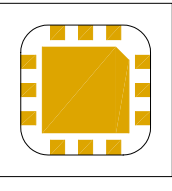
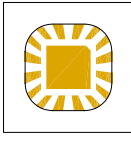
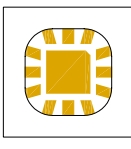


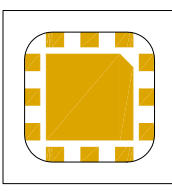
A-QFN 8L
D/E = 3.0
P = 0.65
P2 = 0.65
D1/E1 = 1.0
D2/E2 = 1.3
D3/E3 = 2.0
D4/E4 = 0.65

A-QFN 12L
D/E = 3.0
P = 0.50
P2 = 0.40
D1/E1 = 1.0
D2/E2 = 1.3
D3/E3 = 2.0
D4/E4 = 1.0

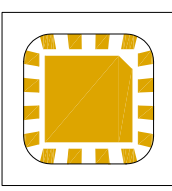
A-QFN 16L
D/E = 3.0
P = 0.50
P2 = 0.30
D1/E1 = 1.0
D2/E2 = 1.3
D3/E3 = 2.0
D4/E4 = 1.5



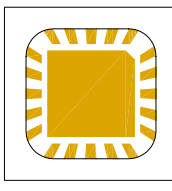
A-QFN 12L
D/E = 4.0
P = 0.65
P2 = 0.65
D1/E1 = 2.0
D2/E2 = 2.3
D3/E3 = 3.0
D4/E4 = 1.3



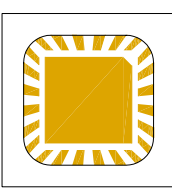
A-QFN 12L
D/E = 4.0
P = 0.80
P2 = 0.80
D1/E1 = 2.0
D2/E2 = 2.3
D3/E3 = 3.0
D4/E4 = 1.6



A-QFN 16L
D/E = 4.0
P = 0.65
P2 = 0.60
D1/E1 = 2.0
D2/E2 = 2.3
D3/E3 = 3.0
D4/E4 = 1.95



A-QFN 20L
D/E = 4.0
P = 0.65
P2 = 0.40
D1/E1 = 2.0
D2/E2 = 2.3
D3/E3 = 3.0
D4/E4 = 2.0

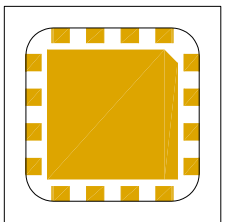


A-QFN 24L
D/E = 4.0
P = 0.50
P2 = 0.36
D1/E1 = 2.0
D2/E2 = 2.3
D3/E3 = 3.0
D4/E4 = 2.5

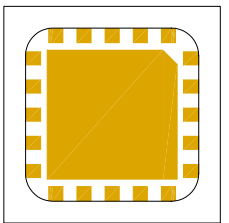
Note: All dimensions are in mm.

THIS DOCUMENT AND THE TECHNOLOGY IT REPRESENTS ARE, AND SHALL REMAIN, THE PROPRIETARY PROPERTY OF MIRROR SEMICONDUCTOR. THIS DOCUMENT IS PROVIDED TO RECIPIENT ON A CONFIDENTIAL BASIS WITH THE RECIPIENT'S AGREEMENT THAT IT WILL NOT REPRODUCE, COPY, LOAN, EXHIBIT NOR USE, EITHER IN WHOLE OR IN PART, THE DOCUMENT OR ITS CONTENT, EXCEPT IN THE LIMITED WAY AND FOR ITS PRIVATE USE AS PERMITTED BY MIRROR SEMICONDUCTOR.


TOLERANCES UNLESS NOTED:		APPROVALS		DATE		Mirror Semiconductor™ TITLE BOND SHELL A-QFN 3X3mm TO 12X12mm SCALE NONE SIZE A DRAWING NO. 400014 REV A DO NOT SCALE DRAWING SHEET 1 OF 5			
X.XX ±	±	DRAWN TA	10/27/08						
X.XXX ±	±	ENG							
X.XXXX ±	±	MFG							
ANGLES ±	±	QA							
ALL DIMENSIONS ARE IN: <input type="checkbox"/> INCHES <input checked="" type="checkbox"/> MILLIMETERS									
THIRD ANGLE PROJECTION:									




A-QFN 16L
D/E = 5.0
P = 0.80
P2 = 0.80
D1/E1 = 3.0
D2/E2 = 3.3
D3/E3 = 4.0
D4/E4 = 2.4
DWG 481613




A-QFN 20L
D/E = 5.0
P = 0.65
P2 = 0.65
D1/E1 = 3.0
D2/E2 = 3.3
D3/E3 = 4.0
D4/E4 = 2.6
DWG 462013




A-QFN 20L
D/E = 5.0
P = 0.80
P2 = 0.65
D1/E1 = 3.0
D2/E2 = 3.3
D3/E3 = 4.0
D4/E4 = 3.2
DWG 482013



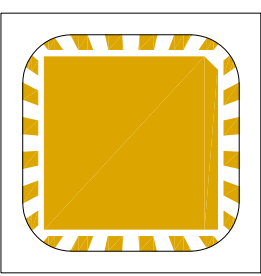
A-QFN 24L
D/E = 5.0
P = 0.65
P2 = 0.53
D1/E1 = 3.0
D2/E2 = 3.3
D3/E3 = 4.0
D4/E4 = 3.25
DWG 462413



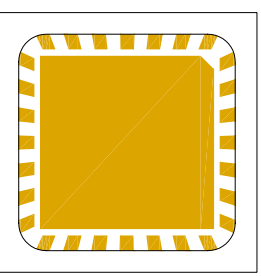
A-QFN 28L
D/E = 5.0
P = 0.50
P2 = 0.45
D1/E1 = 3.0
D2/E2 = 3.3
D3/E3 = 4.0
D4/E4 = 3.00
DWG 452813



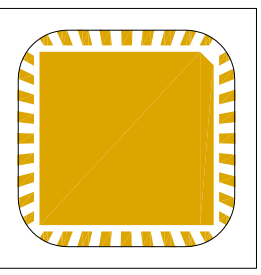
A-QFN 32L
D/E = 5.0
P = 0.50
P2 = 0.40
D1/E1 = 3.0
D2/E2 = 3.3
D3/E3 = 4.0
D4/E4 = 3.50
DWG 453213




A-QFN 24L
D/E = 6.0
P = 0.80
P2 = 0.695
D1/E1 = 6.0
D2/E2 = 4.3
D3/E3 = 5.0
D4/E4 = 4.0
DWG 482413



A-QFN 28L
D/E = 6.0
P = 0.65
P2 = 0.60
D1/E1 = 6.0
D2/E2 = 4.3
D3/E3 = 5.0
D4/E4 = 3.9
DWG 462813



A-QFN 36L
D/E = 6.0
P = 0.50
P2 = 0.45
D1/E1 = 6.0
D2/E2 = 4.3
D3/E3 = 5.0
D4/E4 = 4.0
DWG 453613




A-QFN 40L
D/E = 6.0
P = 0.50
P2 = 0.42
D1/E1 = 6.0
D2/E2 = 4.3
D3/E3 = 5.0
D4/E4 = 4.5
DWG 454013

Note: All dimensions are in mm.

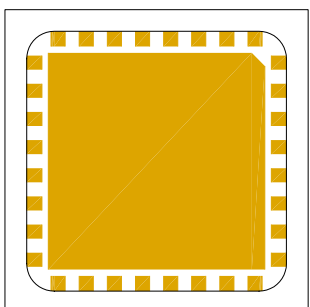
THIS DOCUMENT AND THE TECHNOLOGY IT REPRESENTS ARE, AND SHALL REMAIN, THE PROPRIETARY PROPERTY OF MIRROR SEMICONDUCTOR. THIS DOCUMENT IS PROVIDED TO RECIPIENT ON A CONFIDENTIAL BASIS WITH THE RECIPIENT'S AGREEMENT THAT IT WILL NOT REPRODUCE, COPY, LOAN, EXHIBIT NOR USE, EITHER IN WHOLE OR IN PART, THE DOCUMENT OR ITS CONTENT, EXCEPT IN THE LIMITED WAY AND FOR ITS PRIVATE USE AS PERMITTED BY MIRROR SEMICONDUCTOR.

TOLERANCES UNLESS NOTED:		APPROVALS		DATE	
X.XX	±	DRAWN	TA	10/27/08	
X.XXX	±	ENG			
X.XXXX	±	MFG			
ANGLES ±		TITLE BOND SHELL			
ALL DIMENSIONS ARE IN: <input type="checkbox"/> INCHES <input checked="" type="checkbox"/> MILLIMETERS		A-QFN 3X3mm TO 12X12mm			
THIRD ANGLE PROJECTION: <input type="checkbox"/> FIRST ANGLE <input checked="" type="checkbox"/> THIRD ANGLE		SCALE	SIZE	DRAWING NO.	REV
		NONE	A	400014	A
REVISED		DO NOT SCALE DRAWING		SHEET	2 OF 5




A-QFN 28L
D/E = 7.0
P = 0.80
P2 = 0.75
D1/E1 = 5.0
D2/E2 = 5.3
D3/E3 = 6.0
D4/E4 = 4.80

DWG 482813




A-QFN 32L
D/E = 7.0
P = 0.65
P2 = 0.65
D1/E1 = 5.0
D2/E2 = 5.3
D3/E3 = 6.0
D4/E4 = 4.55

DWG 463213




A-QFN 44L
D/E = 7.0
P = 0.50
P2 = 0.46
D1/E1 = 5.0
D2/E2 = 5.3
D3/E3 = 6.0
D4/E4 = 5.0

DWG 454413




A-QFN 48L
D/E = 7.0
P = 0.50
P2 = 0.42
D1/E1 = 5.0
D2/E2 = 5.3
D3/E3 = 6.0
D4/E4 = 5.5

DWG 454813




A-QFN 32L
D/E = 8.0
P = 0.80
P2 = 0.75
D1/E1 = 8.0
D2/E2 = 6.3
D3/E3 = 7.0
D4/E4 = 5.6

DWG 483213




A-QFN 40L
D/E = 8.0
P = 0.65
P2 = 0.62
D1/E1 = 8.0
D2/E2 = 6.3
D3/E3 = 7.0
D4/E4 = 5.85

DWG 464013




A-QFN 44L
D/E = 8.0
P = 0.65
P2 = 0.55
D1/E1 = 8.0
D2/E2 = 6.3
D3/E3 = 7.0
D4/E4 = 6.5

DWG 464413



A-QFN 52L
D/E = 8.0
P = 0.50
P2 = 0.47
D1/E1 = 8.0
D2/E2 = 6.3
D3/E3 = 7.0
D4/E4 = 6.0

DWG 455213



A-QFN 56L
D/E = 8.0
P = 0.50
P2 = 0.43
D1/E1 = 8.0
D2/E2 = 6.3
D3/E3 = 7.0
D4/E4 = 6.5


DWG 455613

Note: All dimensions are in mm.


THIS DOCUMENT AND THE TECHNOLOGY IT REPRESENTS ARE AND SHALL REMAIN THE PROPRIETARY PROPERTY OF MIRROR SEMICONDUCTOR. THIS DOCUMENT IS PROVIDED TO RECIPIENT ON A CONFIDENTIAL BASIS WITH THE RECIPIENT'S AGREEMENT THAT IT WILL NOT REPRODUCE, COPY, LOAN, EXHIBIT NOR USE, EITHER IN WHOLE OR IN PART, THE DOCUMENT OR ITS CONTENT, EXCEPT IN THE LIMITED WAY AND FOR ITS PRIVATE USE AS PERMITTED BY MIRROR SEMICONDUCTOR.

TOLERANCES UNLESS NOTED:		APPROVALS		DATE	
X.XX	±				
X.XXX	±	DRAWN TA		10/27/08	
X.XXXX	±	ENG			
ANGLES ±		MFG			
ALL DIMENSIONS ARE IN:		QA			
<input type="checkbox"/> INCHES		CUST			
<input checked="" type="checkbox"/> MILLIMETERS		REVISED			
THIRD ANGLE PROJECTION:		SCALE		DRAWING NO.	
		NONE		A	
TITLE		SIZE		REV	
A-QFN BOND SHELL		A		A	
TO 12X12mm		DRAWING NO.		REV	
		400014		A	
DO NOT SCALE DRAWING		SHEET		OF 5	






A-QFN 64L
D/E = 9.0
P = 0.50
P2 = 0.44
D1/E1 = 9.0
D2/E2 = 7.3
D3/E3 = 8.0
D4/E4 = 7.5
DWG: 456413



A-QFN 68L
D/E = 10.0
P = 0.50
P2 = 0.47
D1/E1 = 8.0
D2/E2 = 8.3
D3/E3 = 9.0
D4/E4 = 8.0
DWG: 456813




A-QFN 72L
D/E = 10.0
P = 0.50
P2 = 0.45
D1/E1 = 8.0
D2/E2 = 8.3
D3/E3 = 9.0
D4/E4 = 8.5
DWG: 457213

Note: All dimensions are in mm.

THIS DOCUMENT AND THE TECHNOLOGY IT REPRESENTS ARE, AND SHALL REMAIN, THE PROPRIETARY PROPERTY OF MIRROR SEMICONDUCTOR. THIS DOCUMENT IS PROVIDED TO RECIPIENT ON A CONFIDENTIAL BASIS WITH THE RECIPIENT'S AGREEMENT THAT IT WILL NOT REPRODUCE, COPY, LOAN, EXHIBIT NOR USE, EITHER IN WHOLE OR IN PART, THE DOCUMENT OR ITS CONTENT, EXCEPT IN THE LIMITED WAY AND FOR ITS PRIVATE USE AS PERMITTED BY MIRROR SEMICONDUCTOR.

TOLERANCES UNLESS NOTED:		APPROVALS		DATE		TITLE		
X.XX	±	DRAWN TA		10/27/08		A-QFN BOND SHELL		
X.XXX	±	ENG				MFG		
X.XXXX	±	MFG				SCALE NONE		
ALL DIMENSIONS ARE IN: <input type="checkbox"/> INCHES <input checked="" type="checkbox"/> MILLIMETERS		REVISED				SIZE A		
THIRD ANGLE PROJECTION:		QA				DRAWING NO. 400014		
		CUST				REV A		
		DO NOT SCALE DRAWING		SHEET 4		OF 5		





A-QFN 80L
 D/E = 12.0
 P = 0.50
 P2 = 0.50
 D1/E1 = 10.0
 D2/E2 = 10.3
 D3/E3 = 11.0
 D4/E4 = 9.5
 DWG 458013

Note: All dimensions are in mm.

THIS DOCUMENT AND THE TECHNOLOGY IT REPRESENTS ARE, AND SHALL REMAIN, THE PROPRIETARY PROPERTY OF MIRROR SEMICONDUCTOR. THIS DOCUMENT IS PROVIDED TO RECIPIENT ON A CONFIDENTIAL BASIS WITH THE RECIPIENT'S AGREEMENT THAT IT WILL NOT REPRODUCE, COPY, LOAN, EXHIBIT NOR USE, EITHER IN WHOLE OR IN PART, THE DOCUMENT OR ITS CONTENT, EXCEPT IN THE LIMITED WAY AND FOR ITS PRIVATE USE AS PERMITTED BY MIRROR SEMICONDUCTOR.

TOLERANCES UNLESS NOTED:		APPROVALS		DATE		Mirror Semiconductor™ TITLE BOND SHELL SCALE NONE SIZE A DRAWING NO. 400014 A-QFN 3X3mm TO 12X12mm DO NOT SCALE DRAWING			
X.XX	±	DRAWN TA		10/27/08					
X.XXX	±	ENG							
X.XXXX	±	MFG							
ALL DIMENSIONS ARE IN: <input type="checkbox"/> INCHES <input checked="" type="checkbox"/> MILLIMETERS		THIRD ANGLE PROJECTION:							
		QA							
		CUST							
		REVISED							

