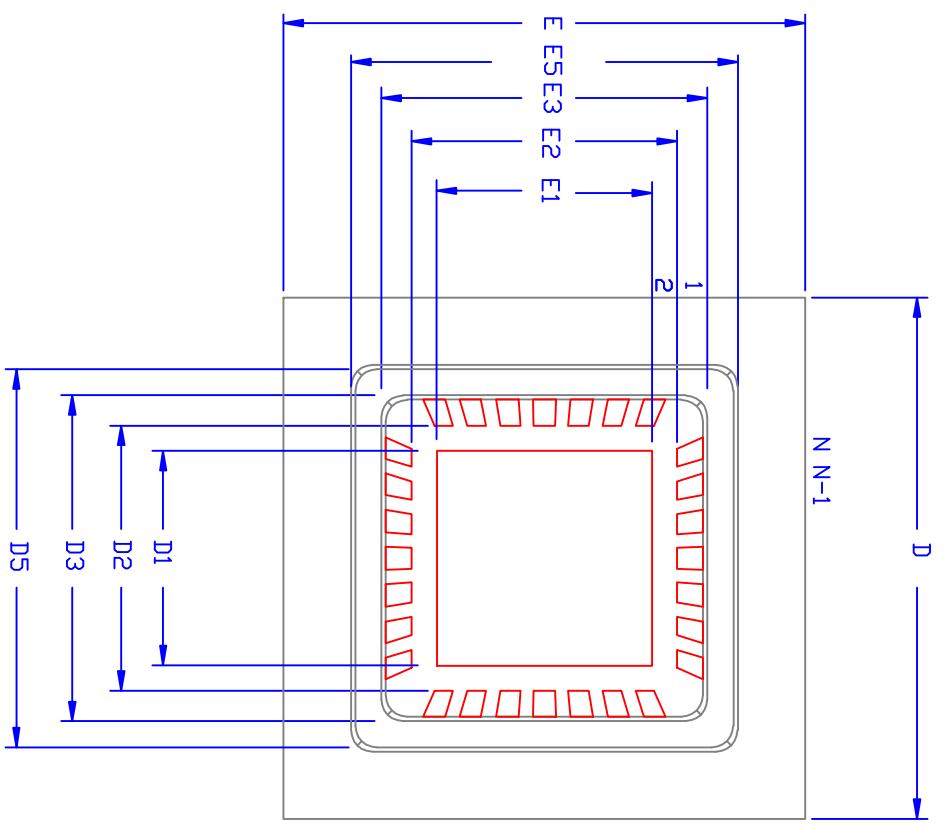
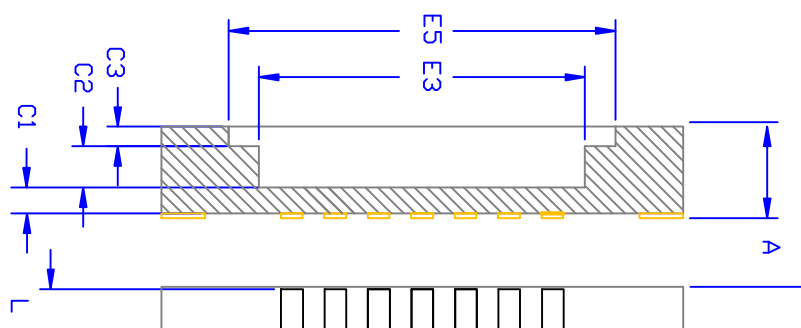


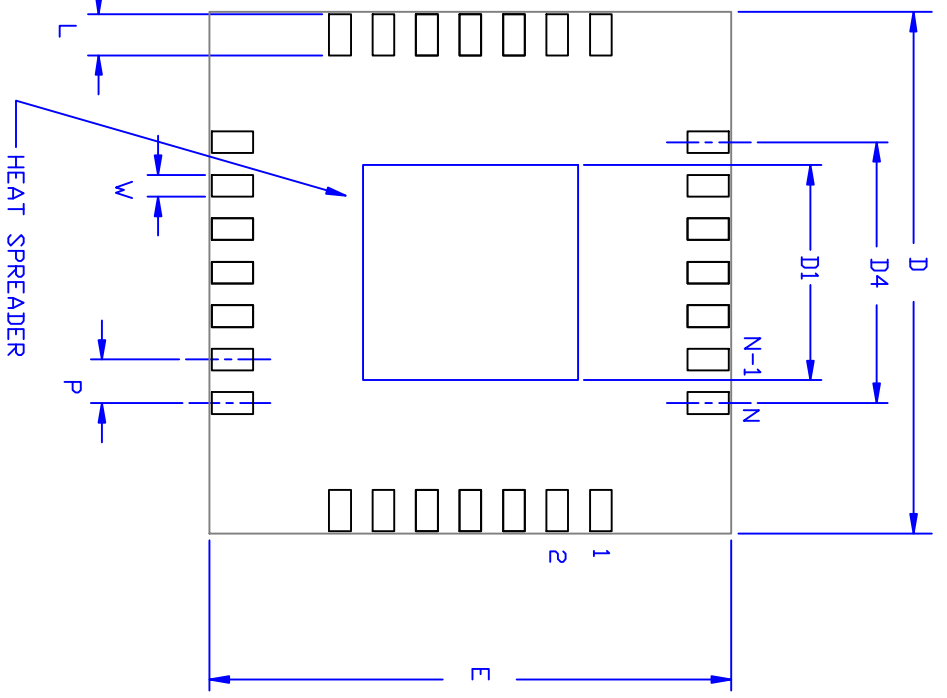
TOP VIEW



SIDE VIEW



BOTTOM VIEW



NOTE: ALL DIMENSIONS ARE IN MM UNLESS OTHERWISE SPECIFIED

THIS DOCUMENT AND THE TECHNOLOGY IT REPRESENTS ARE, AND SHALL REMAIN, THE PROPRIETARY PROPERTY OF MIRROR SEMICONDUCTOR. THIS DOCUMENT IS PROVIDED TO RECIPIENT ON A CONFIDENTIAL BASIS WITH THE RECIPIENT'S AGREEMENT THAT IT WILL NOT BE REPRODUCED, COPIED, LOAN, EXHIBIT NOR USE, EITHER IN WHOLE OR IN PART, THE DOCUMENT OR ITS CONTENT, EXCEPT IN THE LIMITED MANNER AND FOR ITS PRIVATE USE AS PERMITTED BY MIRROR SEMICONDUCTOR.

TOLERANCES UNLESS NOTED:		APPROVALS		DATE		<p>Mirror Semiconductor™</p> <p>TITLE: OUTLINE DRAWING B-QFN, NON-STACKABLE</p> <p>SCALE: NTS SIZE: A DRAWING NO.: 4xxxx30 REV: 0.1</p> <p>WITH HEAT SPREADER SHEET 1 OF 2</p>					
X.XX	±	DRAWN	TBA	03/24/08							
X.XXX	±	ENG									
ANGLES	±	WFO									
ALL DIMENSIONS ARE IN MILLIMETERS		THIRD ANGLE PROJECTION:		SCALE		SIZE		DRAWING NO.		REV	
		THIRD ANGLE PROJECTION:		SCALE		SIZE		DRAWING NO.		REV	
		THIRD ANGLE PROJECTION:		SCALE		SIZE		DRAWING NO.		REV	
		THIRD ANGLE PROJECTION:		SCALE		SIZE		DRAWING NO.		REV	