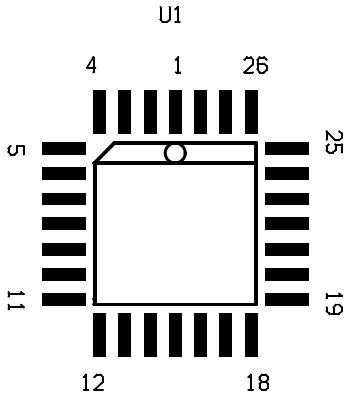


Part Type	Pinout	Layer
PLCC-28	Standard Pinout	Top Component

VIEWED FROM THE TOP COMPONENT SIDE



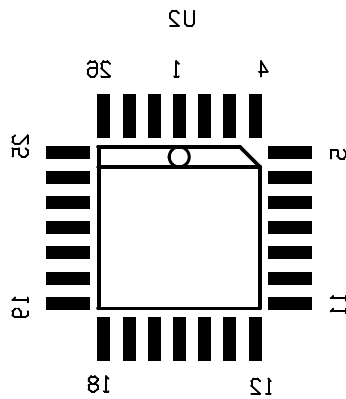
Design Notes:

Pin Designators Shown Right Reading.

©2007 Mirror Semiconductor

Part Type	Pinout	Layer
PLCC-28	Standard Pinout	Bottom Solder

VIEWED FROM THE TOP COMPONENT SIDE

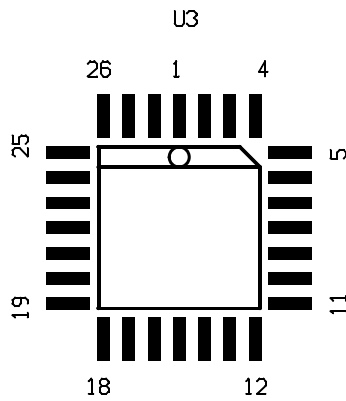


Design Notes:
Bottom Pin Designators Viewed from
Top Side.

©2007 Mirror Semiconductor

Part Type	Pinout	Layer
PLCC-28	Mirrored Pinout	Top Component

VIEWED FROM THE TOP COMPONENT SIDE

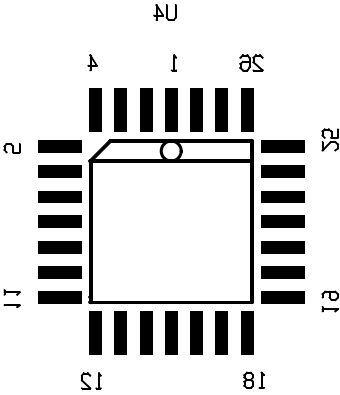


Design Notes:
"Top Component" Mirrored Pinout is the same
as the "Bottom Solder" Standard Pinout.

©2007 Mirror Semiconductor

Part Type	Pinout	Layer
PLCC-28	Mirrored Pinout	Bottom Solder

VIEWED FROM THE TOP COMPONENT SIDE



Design Notes: "Bottom-Solder" Mirrored Pinout is the same as the "Top-Component" Standard Pinout. Pin Reference is Viewed from Top Side

©2007 Mirror Semiconductor