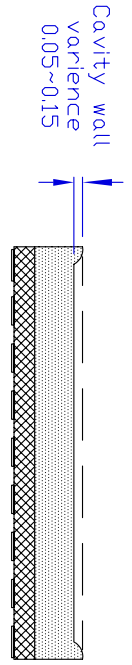
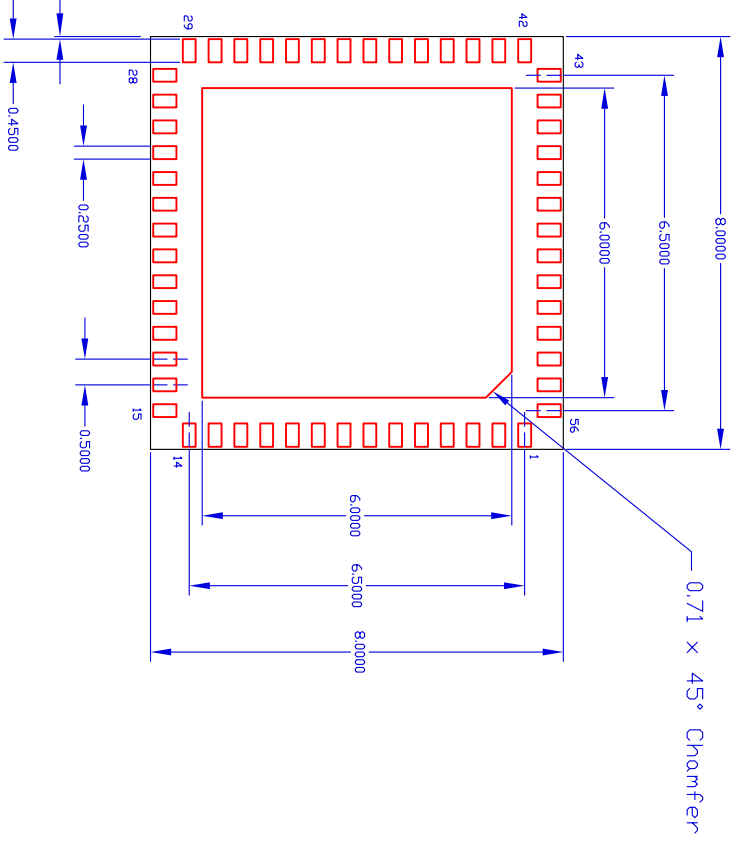
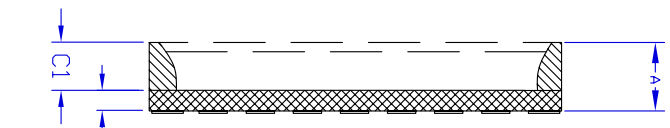
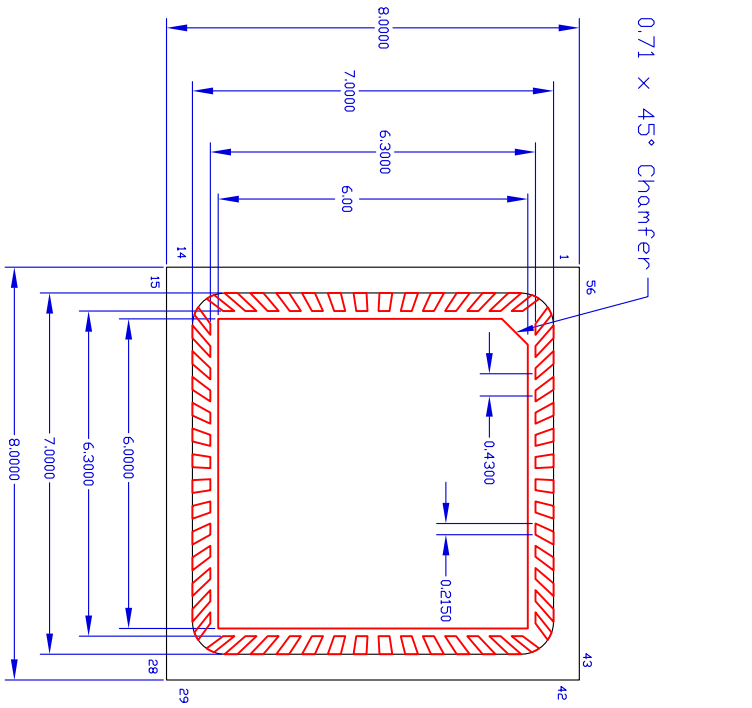


TOP VIEW

SIDE VIEW

BOTTOM VIEW



SIDE VIEW

HEIGHT TABLE			
SERIES	C1	C2	A
A-QFN	0.63	0.27	0.90
A-TQFN	0.38	0.27	0.65
TOL	+/- 0.10	+/- 0.05	+/- 0.15

OTHER SIZES AVAILABLE

Note:

1. Organic substrate
2. Cavity Dam: Hysol FP4451TD
3. Pads: Cu/Ni/Au
4. Copper Thickness: 12µm~18µm (0.5~0.7mil)
5. Bonding Pad Gold Thickness: 1.3µm (50 micro-inch)
6. PCB Pads Gold Thickness: 0.13µm (5 micro-inch)
7. Nickel Thickness: 38µm (150 micro-inch)
8. All Dimensions Are mm

THIS DOCUMENT AND THE TECHNOLOGY IT REPRESENTS ARE, AND SHALL REMAIN, THE PROPRIETARY PROPERTY OF MIRROR SEMICONDUCTOR. THIS DOCUMENT IS PROVIDED TO RECIPIENT ON A CONFIDENTIAL BASIS WITH THE RECIPIENT'S AGREEMENT THAT IT WILL NOT REPRODUCE, COPY, LOAN, EXHIBIT NOR USE, EITHER IN WHOLE OR IN PART, THE DOCUMENT OR ITS CONTENT, EXCEPT IN THE LIMITED WAY AND FOR ITS PRIVATE USE AS PERMITTED BY MIRROR SEMICONDUCTOR.

TOLERANCES UNLESS NOTED:		APPROVALS		DATE	
X.XX	±	DRAWN		11/29/08	
X.XXX	±	ENG		TA	
X.XXXX	±	MFG			
ALL DIMENSIONS ARE IN: <input type="checkbox"/> INCHES <input type="checkbox"/> MILLIMETERS		TITLE			
THIRD ANGLE PROJECTION:		56-LEAD 8MM P=0.50MM			
SCALE		SIZE		DRAWING NO.	
NONE		A		455610	
DO NOT SCALE DRAWING		SHEET		1 OF 1	

