REV	DESCRIPTION	DATE	APPROVAL

TOP VIEW

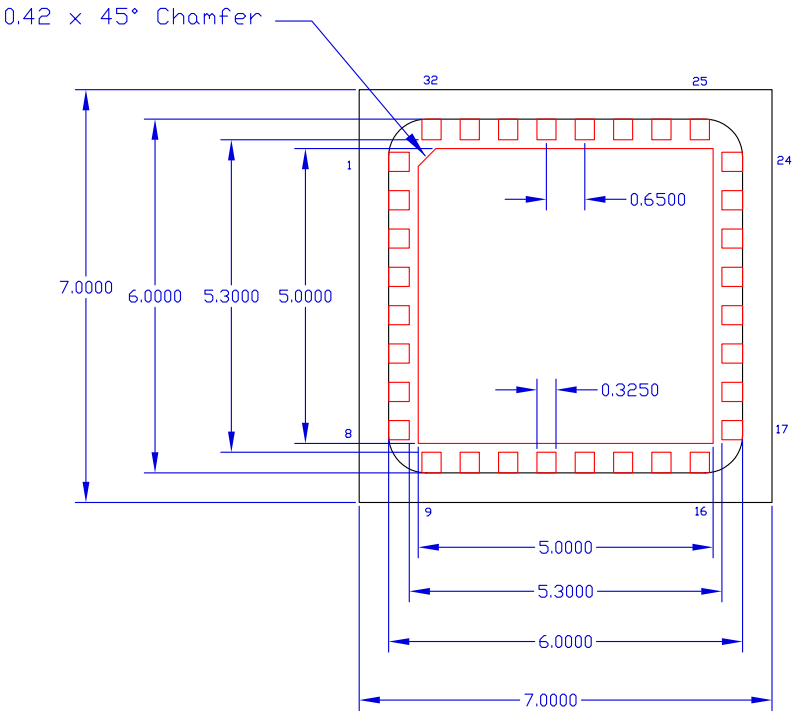

SIDE VIEW

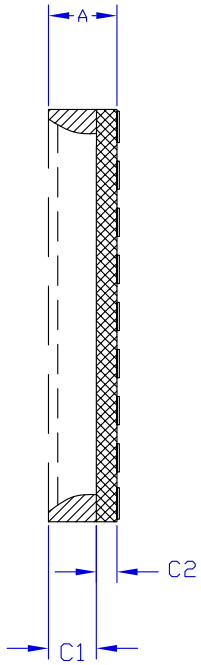

BOTTOM VIEW

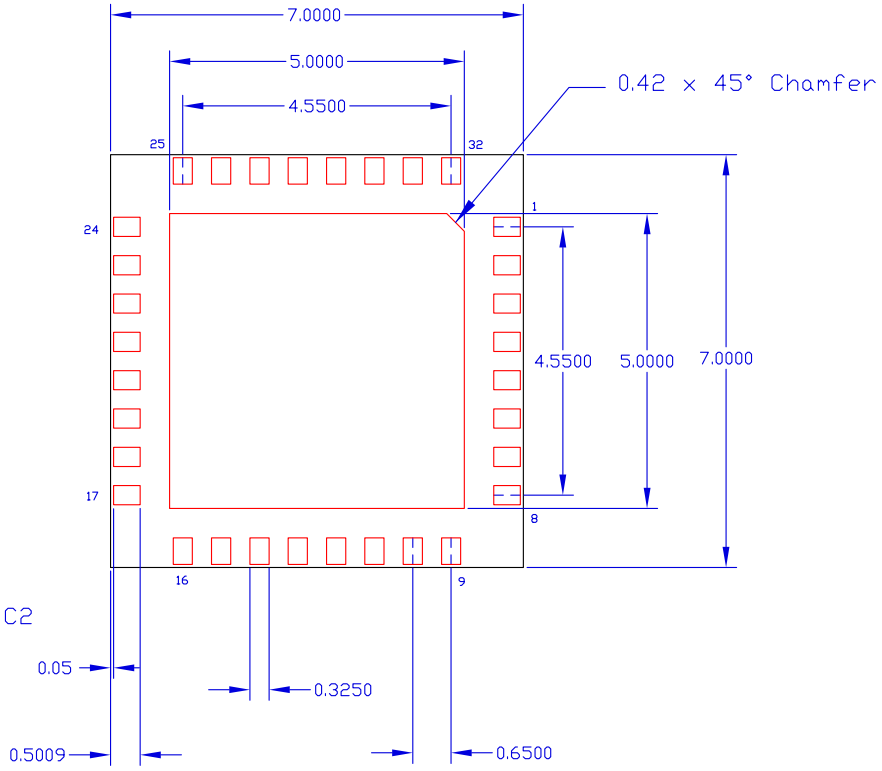

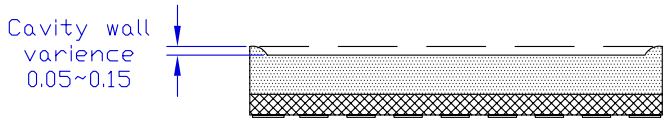

SIDE VIEW

Note:

1. Organic substrate
2. Cavity Dam: Hysol FP4451TD
3. Pads: Cu/Ni/Au
4. Copper Thickness: 12μm~18μm (0.5~0.7mil)
5. Bonding Pad Gold Thickness: 1.3μm (50 micro-inch)
6. PCB Pads Gold Thickness: 0.13μm (5 micro-inch)
7. Nickel Thickness: 3.8μm (150 micro-inch)
8. All Dimensions Are mm

HEIGHT TABLE			
SERIES	C1	C2	A
A-QFN	0.63	0.27	0.90
A-TQFN	0.38	0.27	0.65
TOL +/-	+/- 0.10	+/- 0.05	+/- 0.15

OTHER SIZES AVAILABLE

THIS DOCUMENT AND THE TECHNOLOGY IT REPRESENT ARE, AND SHALL REMAIN, THE PROPRIETARY PROPERTY OF MIRROR SEMICONDUCTOR. THIS DOCUMENT IS PROVIDED TO RECIPIENT ON A CONFIDENTIAL BASIS WITH THE RECIPENT'S AGREEMENT THAT IT WILL NOT REPRODUCE, COPY, LOAN, EXHIBIT NOR USE, EITHER IN WHOLE OR IN PART, THE DOCUMENT OR ITS CONTENT, EXCEPT IN THE LIMITED WAY AND FOR ITS PRIVATE USE AS PERMITTED BY MIRROR SEMICONDUCTOR.

TOLERANCES UNLESS NOTED:	
X.XX	±
X.XXX	±
X.XXXX	±
ANGLES	±

ALL DIMENSIONS ARE IN: ☐ INCHES ☐ MILLIMETERS

THIRD ANGLE PROJECTION:

APPROVALS	DATE
DRAWN TA	11/29/08
ENG	
MFG	
QA	
CUST	
REVISED	

Mirror Semiconductor ™

TITLE 32-LEAD 7MM P=0.65MM A-QFN (AIR) OPEN CAVITY

SCALE	SIZE	DRAWING NO.	REV
NONE	A	463210	A

DO NOT SCALE DRAWING

SHEET 1 OF 1