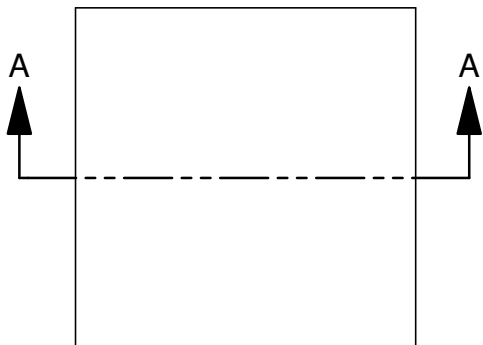
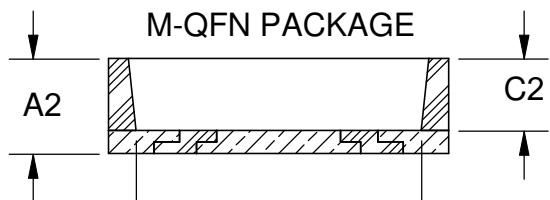
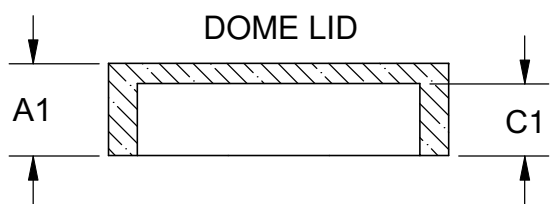
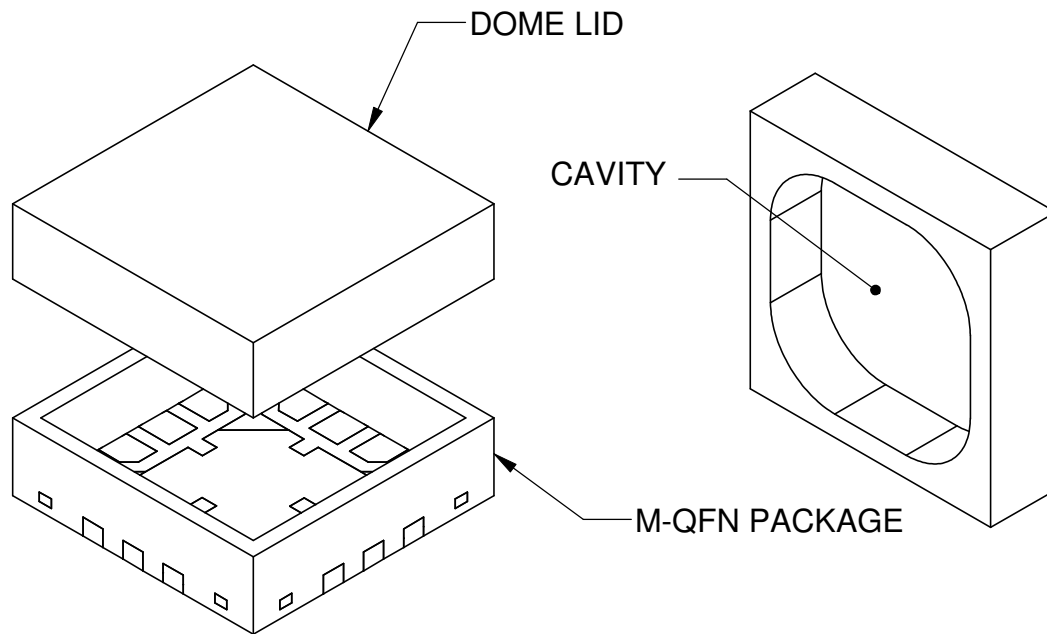


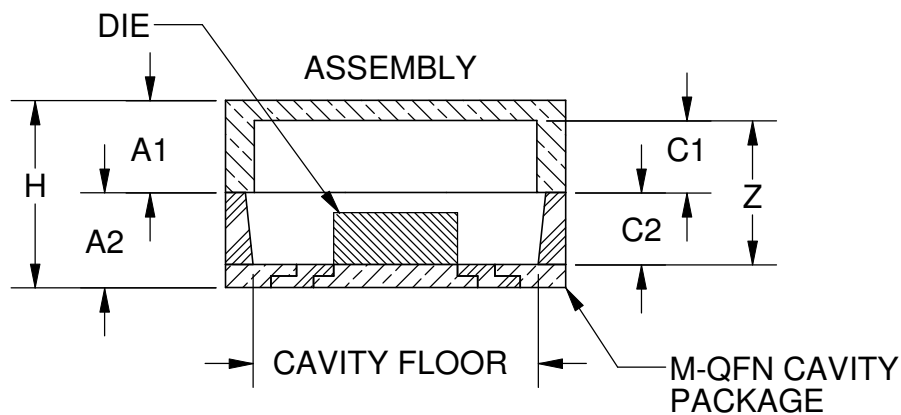
TOP VIEW



APPLICATION NOTES
DOME LID ASSEMBLY



CAVITY FLOOR
SECTION A-A



COMBINED PACKAGE DIMENSIONS (mm)							
	REF	DESC	GLOB TOP	FLAT LID	LOW DOME	STANDARD DOME	HIGH DOME
I.D. INSIDE	Z	CAVITY	0.635	0.635	0.965	1.270	1.905
	C1	LID	0	0.21	0.330	0.653	1.270
	C2	QFN	0.635	0.635	0.635	0.635	0.635
O.D. OUTSIDE	A1	LID	0	0.210	0.508	0.810	1.520
	A2	QFN	0.840	0.840	0.840	0.840	0.840
	H	TOTAL	0.84	1.05	1.35	1.65	2.36

DOME LID: ROGERS RO4003C.
OTHER MATERIALS AVAILABLE

TOLERANCE UNLESS NOTED		APPROVALS	DATE				
X.X	+/- 0.3	DRAWN J. Hines	3/24/2011	TITLE DOME - LID APPLICATION NOTES, THICK DIE (Z-AXIS)			
X.XX	+/- 0.03						
X.XXX	+/- 0.003						
ANGLES +/- 0.5°		ENG		SCALE	SIZE	DRAWING NO.	REV
ALL DIMENSIONS IN		MFG		15:1	A	200030	A
<input type="checkbox"/> INCHES <input checked="" type="checkbox"/> MILLIMETERS		QA		DO NOT SCALE DRAWING		SHEET 1 OF 1	
THIRD ANGLE PROJECTION		CUST					
		REVISED					